

# **International Journal of Intelligent Information and Management Science**

**Volume 5, Issue 4, August 2016**

**Part II**

<http://www.hknccp.org>

---

President: Zhang Jinrong

Chief Planner: Hu Yuejuan

Executive Chief Editor: Chen Lihua, Cui Shuzhen, Shuyu

Editorial Board: Li Shu, Xu Ya, Gao Shufen, Ya Hui, Su Daqi, Albert, Yu Borui,

Souza, Pei Liu, Chun Hao, Li Dhidai, Meng Yu

Audit Committee: Lin Lichan, Xu Lijuan, Dong Peiwang, Su Jianmin, Ali Coskun, You Wenying, Chen Xingeng,

An Xin, Yan Yanhui, Tang Ming, Yang Ming, Zhi Zhong, Xiao Han, Sun Wenjun,

Yoon-seon Lee, Bom Sook Kim, Chang-Duk Jun, Jin Hong Cha, Tan Ker Kan,

Tian-Hua Huang, Jorge Serra Colina, Yong Shao, Vikram Kate

Publisher: HongKong New Century Cultural Publishing House

Address: Unit A1, 7/F, Cheuk Nang Plaza, 250 Hennessy Road, Wanchai, Hong Kong

---



# Contents

<b>Applied Research of Multi-objective Optimization Algorithm in the Wireless Networks</b>	
<i>Shuaili WANG</i> .....	(89)
<b>Research on the Concrete Shrinkage Cracking Factors and Experimental Methods of Earth Early</b>	
<i>Yuexuan ZOU</i> .....	(95)
<b>Application of Analytic Hierarchy Process in Selection Decisions</b>	
<i>Yuting MAO</i> .....	(102)
<b>The Application of Fuzzy Comprehensive Analysis Method in the Purchase of Private Cars</b>	
<i>Shenlin LI</i> .....	(107)
<b>The Problems and Strategies of Structure Design of High-Rise Buildings with Beam Type Conversion Layers</b>	
<i>Dongdong WANG</i> .....	(113)
<b>On Applied Research of Super Trust Model in P2P Networks</b>	
<i>Zhike KUANG</i> .....	(116)
<b>The Application of Fuzzy Comprehensive Evaluation Method in The Evaluation of Customer Satisfaction in Logistics Enterprises</b>	
<i>Yisa XU</i> .....	(124)
<b>Research on Relationship between Traffic Volume and GDP in Tianjin</b>	
<i>Xiaoyuan LIU</i> .....	(129)
<b>EIA - a Tool for Sustainable Development: A Case Study of Mynyddy Gwair Wind Farm</b>	
<i>Haoyue ZHANG</i> .....	(133)
<b>Analysis and Development Countermeasures of Farm Produce Cold-chain Logistical China</b>	
<i>Liurui LI</i> .....	(139)
<b>Breakthrough of Traditional Internet Marketing Thinking</b>	
<i>Pellinen</i> .....	(142)
<b>Research Summary on the Evaluation Methods of Tunnel Excavation Schemes in High Altitude Area</b>	
<i>Tingdong YANG</i> .....	(145)
<b>Analysis on Urban Overpass Landscape Design</b>	
<i>Xiao WANG</i> .....	(151)
<b>The Pricing Analysis of Real Estate Big Data</b>	
<i>Sen ZHAO</i> .....	(155)
<b>Analysis of Small and Medium Sized Enterprise Mobile Internet Marketing Mode</b>	
<i>Copeland</i> .....	(158)
<b>Situation Analysis of Public Participation in Polluting NIMBY Facilities Planning and Construction</b>	
<i>Qiuxia YAO</i> .....	(161)
<b>Investigation of Multi-cycle Working Process on the Pulse Detonation Engine</b>	
<i>Tao JIANG, Chunsheng WENG</i> .....	(164)
<b>The Analysis of Construction Related to Gravity Caisson Wharf</b>	
<i>Yongyi WANG</i> .....	(172)
<b>Analysis of Urban Road Engineering Design</b>	
<i>Yinping QIAO, Zhijie CHEN</i> .....	(176)
<b>Research on Quality Control and Management of Municipal Road Engineering</b>	



# Applied Research of Multi-objective Optimization Algorithm in the Wireless Networks

Shuaili WANG

Modern Education Technology Center, Hunan City University, Yiyang Hunan 413000, CHINA

**Abstract:** Due to the cost, reliability and quality of communication equilibrium of the traditional FM radio network optimization algorithms during the construction, hierarchical multi-objective optimization algorithm is put forth. First, increase FM wireless networks mobile node and select new-adding link waypoints' optimal vector set, then design a hierarchical optimization model, and then use hierarchical multi-objective optimization algorithm to solve the problems of VHF wireless networks. Finally, compared simulation experiment of stratified multi-objective optimization algorithm and Glid algorithm and violent search algorithm is conducted, and the experiment shows that: stratified multi-objective optimization algorithm is smaller than traditional optimization algorithms in areas such in the network nodes, the average communication jump and the average attenuation of communication after running 50 times, i.e. lower cost, better network reliability and communication quality.

**Keywords:** Path discrete; Constraints; Objective function; Network node

## 1. Introduction

Different from the usual wired communication networks, wireless ad hoc networks can be laid easily and quickly without pre-infrastructure. Self-organizing wireless network's data link layer technology is one of the key technologies of self-organizing wireless networks. Based on TCP/IP protocol, FM radio network with self-organization is different from conventional WLAN, it use frequency hopping transmission and static TDMA MAC technology. This FH-TDMA transmission system helps ensure the reliability of the communication node and anti-jamming, It is easy to implement self-organizing network environment changes. But features and defects of FH-TDMA transmission system presents special requirements for FM channel link layer protocol's design [1-4]. FM wireless networks have an important role in disaster relief and other emergency communication, but the way to build its network is still very backward. The traditional FM radio network is built based mainly on experience of the network optimization engineers and field measurements, but this approach is not only slow and costs highly, but also it's far away from the actual optimal network [5-7]. Therefore, it is necessary to build the network planning before construction, thereby improve network's reliability and communication quality, and reduce the cost of network construction [8].

At home and abroad studies on the FM radio network planning are not many, Wi-Fi hotspot planning focuses on 3G wireless networks and wireless sensor networks.

However, FM radio network planning and 3G wireless network planning have a degree of similarity. Therefore, we can draw on 3G wireless network planning algorithms. FM wireless networks have different planning methods under different needs and application contexts. Under different needs and application contexts, FM wireless networks have different planning methods. This paper studies how to constitute optimal network with a given number of necessary conditions of network nodes and some adding mobile node as a relay node. Optimal network refers to the lowest-cost network construction, best network reliability and best quality of communication.

## 2. Models and Definition

### 2.1. Definition of objective function

Main objective of FM radio network planning is the cost of network construction, network reliability and quality of communication and get the optimum of the three through the use of appropriate network planning algorithm. To lower construction costs and obtain savings is an important goal of network planning when the communication needs and quality are satisfied. In building a VHF radio network, adding an additional vector waypoint means an increase in a communication vehicle. The reduction of the number of adding vector waypoints is particularly important to cost control. Therefore, the objective function is defined as the following:

$$f_1(x) = \frac{|s|}{m} \quad (1)$$

Wherein,  $f_1(x)$  represents the average number of required adding vector waypoints when connect a necessary network node;  $x$  represents an increase of a set of vector coordinates of the waypoint;  $|x|$  represents the increase in the number of vector waypoints;  $m$  indicates the number of necessary network nodes.

In the VHF wireless network, problems of arbitrary hop communication of any link between two necessary network nodes can let this link fail. Therefore, the fewer the average number of communication hops between the necessary network nodes, the higher the reliability of the network. The objective function is defined as the following:

$$f_2(x) = \frac{1 \leq i < \sum_{1 \leq i \leq j} h_{ij}}{m(m-1)/2} \quad (2)$$

Wherein,  $f_2(x)$  represents the average number of communication hops between necessary network nodes;  $x$  represents an increase of a set of vector coordinates of the waypoint;  $h_{ij}(x)$  represents the shortest hops of the communications link between the necessary network node  $i$  and  $j$ . The communication attenuation between necessary network nodes directly determines the communication quality of the entire wireless network. Therefore, another objective function is defined as:

**2.2. Hierarchical network planning optimization model**

Hierarchical network planning optimization mathematical model is:

Wherein,  $T$  represents the minimum solution of hierarchical multi-objective;  $P_s$  ( $s = 1, 2, \dots, L$ ) for the first level of the mark, which means the corresponding objective function  $f_s(x)$  ( $s = 1, 2, \dots, L$ ) is the  $s$  priority level, and the relationship between the  $P_s$  satisfy  $s > s' P_s > P_{s'}$ , which means that the  $s$  priority level "prior" to  $s'$  priority level. Under the condition of satisfying the constraint conditions. Firstly, get the minimal solution set of the objective function value of the second priority based on the minimal solution set of the objective function value of the first priority levels, and the rest can be done in the same manner. In general, multi-objective minimization of  $s+1$  priority level should be done based on the solution set of the  $s$  priority level. In the last layer, solution set of Multi-objective minimization is the solution set of type (4).

In this paper,  $L = 3$ ,  $i_e$ , three priority level's problem of hierarchical multi-objective minimization:

$$R = \min_{x \in J} [p_1 f_1(x), p_2 f_2(x), p_3 f_3(x)] \quad (3)$$

In VHF radio network planning, the cost factor is at the highest priority, the next is reliability of the network, and the last one is the communication quality of the network. Therefore, function of the first priority level is supposed as the average number of required-adding way-

points vectors  $f_1(x)$  which is needed to connect a necessary network node, and the function of the second priority level is supposed as the average number of average communication hops  $f_2(x)$  between necessary network nodes, and the function of the first priority level is supposed as the average number of the average communication attenuation  $f_3(x)$  between necessary network nodes.

During the optimization process, partially focusing on certain optimization goals through a hierarchical approach can ensure that a more important optimal performance goal priority can be optimized firstly. Layering is usually not used alone, but more used in conjunction with other optimization algorithms.

**2.3. Propagation model**

For the planning wireless network, simulation and verification are conducted; communication attenuation between nodes is calculated by using Longley-Rice model. The communication attenuation through Longley-Rice model does not only consider the communication frequency and the distance between nodes, but also consider the terrain information, such as terrain irregularities, the average surface refractive and other factors. Therefore, attenuation communication by using Longley-Rice model can be a good fit the actual communication attenuation between nodes.

**3. Hierarchical Multi-objective Optimization Algorithm Networks**

**3.1. Multi-objective network planning algorithm**

Multi-objective network planning algorithm can be divided into linear programming algorithm, heuristic algorithms, and decomposition methods.

*1) Linear Programming Algorithm*

Linear programming is a classic algorithm on solving combinatorial optimization, but in the wireless network planning, the method is not widely applied. Wong JKL created the problem linear programming model due to this reason. Since integer solution of the problem requires, the authors use the simplex method combined branch and bound to solve the problem. The algorithm can get exact solutions for simple indoor network planning. Although this algorithm has the advantage of accurate solution, but due to the problem NP-HARD characteristic problem for large linear programming method; this algorithm is still in combination with other methods.

*2) Heuristic Algorithm*

Due to the NP-HARD features of multi-target wireless network planning, many papers on heuristic algorithms have been studied, including greedy algorithms, simulated annealing, tabu search, genetic algorithms. Greedy algorithm has high efficiency, so it is easy to be seen on many papers. Amaldi E and other people constructed two

kinds of greedy algorithm for wireless network planning. Zhang Chisheng and so on combined the limited enumeration with the greedy algorithm to construct GLiD cost algorithm for solving constrained wireless network upgrade issues. Since the greedy algorithm is easy to converge to a local solution, so it is often used as sub-problems of other algorithms. Other advanced heuristic algorithms have been studied extensively in wireless network planning problems. Liu Shangyun and other people designed an algorithm based on simulated annealing to optimize the location and topology of UMTS network node. Xhafa F and so on constructed tabu search method to solve the wireless Mesh network planning issues. By optimizing the control of law, genetic algorithm's initial solution is getting closer to the optimal solution through preferable choice, hybridization and evolutionary approach. The main drawback of genetic algorithm is the calculation of time can not be controlled. Abdelkhalak O, etc. designed a genetic algorithm to solve the multi-objective node's deployment of heterogeneous network.

**3) Algorithm Based on Decomposition**

Due to multi-target wireless network planning problems are basically NP-HARD, to meet the actual computing needs, the decomposition algorithm also appeared in the literature. Assuming that all users and the candidate nodes are distributed in a set of plane, the entire structure is divided into different partitions through the difference of zoning optimize plane. In each partition structure, the partition of the optimal solution can be obtained by partial exact algorithm, the combination of these local optima is the global result. It can be shown that in the structure of these partitions, there must be a global solution of the partition structure approximates the optimal solution of the original problem.

**3.2. Stratified multi-objective optimization algorithm**

On VHF wireless network planning, linear programming methods and algorithms based on decomposition do not apply. Linear programming optimization goal needs to be specified as a linear function of certain variables, which corresponds to the target to determine the weight of each optimal value. However, the corresponding weight value of FM wireless network cost, reliability and the communication quality can not be determined simply. The geographical scope of FM wireless network in this paper is 50 km × 50 km, its scope is too small to divide vector waypoint according to the physical distance. Therefore, algorithm based on decomposition does not apply.

This article will combine greedy algorithm with dynamic programming and propose hierarchical multi-objective optimization approximation algorithm for the FM radio network planning. The following Network-Planning process expresses the algorithm in pseudo code. Assuming the necessary network node set  $S = \{s_1, s_2, s_m\}$ , the

vector waypoints set  $C = \{c_1, c_2, c_n\}$ , the maximum traffic attenuation between nodes as  $l_{max}$ , the maximum communication hops permissible between necessary network nodes as  $h_{max}$ .

Wherein,  $l_{ij}$  represents node communication attenuation between  $s_i$  and  $s_j$ , then set the initial set that has been connected as  $S'$ ; Otherwise, if necessary network nodes  $s_u$  and  $s_v$  meet:

$$l_{mv} = \min_{s_i \leq m \leq k \leq s} l_{ij} \tag{4}$$

The optional node is  $s_u$  or  $s_v$ , set the initial set that has been connected as  $\{s_u\}$  or  $\{s_v\}$ .

**1) Selection of the Necessary Network Node that Try to Communicate**

Assuming after several cycles, the communicated part of the network consists of connected necessary network node  $s_1, s_2, s_w$  and the increasing vector of road point of  $c_1, c_2, c_q$ . The attenuation from the necessary network

nodes  $s_i$  that has not been connected to the already Interconnecting part of the network is defined as following:

$$l_{ij} = \min \left\{ \min_{1 \leq k \leq s} l_{ik} \right\} \tag{5}$$

Wherein,  $l_{ij}$  represents the attenuation between  $s_i$  and necessary network nodes  $s_j$ ;  $L_{ik}$  represents the attenuation from  $s_i$  to vector waypoint  $ck$ .

The smaller attenuation necessary of network nodes to the partial network has been connected, the more possible that it likely takes fewer adding vector waypoints to communicate it. Therefore, when chose the required network node which attempts to communicate, select the node sp, if sp met:

$$l_e = \min_{r \leq i \leq k} l_e \tag{6}$$

**2) Selection of Vector Waypoint that Makes the Connected Partial Network Optimal**

Among them, the functions of first priority level are the average adding number of waypoints vector  $f_1(x)$  connecting necessary network nodes in a connected partial network; the functions of the second priority layer is the average communication hops  $f_2(x)$  connecting necessary network nodes in a connected partial network; the functions of priority 3 layer is the average communication attenuation  $f_3(x)$  connecting necessary network nodes in a connected partial network. Pair problem and the original problem use the same hierarchical multi-objective optimization model, and this is the reason why the proposed algorithm can achieve good approximation. Selection of collection of vector waypoint that makes the newly adding link the best

Traversal for all vector waypoint, if adding a vector waypoint can not communicate the necessary network nodes  $s_p$ , then choose vector set of points that makes the newly adding link the best by using dynamic programming method. Order  $n_{ij}$  represent the minimum number of vector roads that connect node  $s_i$  and  $s_j$ , there is the following recursive formula:

$$n_{ij} = \begin{cases} 0 & \text{if } s_i \text{ and } s_j \text{ or } l_{ij} < l_{\max} \\ \min_{i \notin m} n_{ki} & \text{if } l_{ki} < l_{\max} \end{cases} \quad (7)$$

Wherein,  $n_{pj}$  represents the minimum necessary number of vector waypoints connecting network node  $s_j$  and  $s_p$ ;  $N_{pk}$  represents the minimum necessary number of vector waypoints connecting network node  $s_p$  and vector waypoints  $c_k$ .

Use previous hop node of each node to record number when calculating  $n_p$  to derive the necessary collection of points of vector path. If multiple vectors derive the same number of waypoints hops, then use the recorded previous attenuation of hop node of each node when calculating  $n_p$ , select the smallest attenuation of vector waypoint of previous hop.

#### 4. Algorithm Analysis and Simulation Experiment

Assuming the necessary number of network nodes is  $m$ , vector waypoint number is  $n$ , then this approximation algorithm will be able to communicate all the necessary network nodes after executing at most  $m$  cycles. In every cycle, the time complexity of set of vector which is used to make the newly adding link the best is the largest by using dynamic programming options. Next, the time complexity of dynamic programming will be specifically analyzed.

Wherein,  $k$  represents the maximum number of communication hops between the necessary network nodes. From the above equation, time complexity of calculating  $n_{pj}$  is  $o(n^2)$ . For the part of the network that has been connected, there must be a constant  $c$  such that the number of nodes connected part of the network is less than  $cm$ . Therefore, time complexity of the calculation of  $n_p$  is  $o(mn^2)$ .

It can be obtained from the above analysis that this approximation algorithm's time complexity is  $o(m^2n^2)$ . As a polynomial time algorithm, it can be used to guide the actual FM wireless network construction.

To verify the correctness of the algorithm, this paper selects a  $50 \text{ km} \times 50 \text{ km}$  rectangular area and uses the simplified Longley-Rice model to plan the ultra short radio network which contains 5 necessary network nodes.

There are 900 vector waypoints after desecrating the vector path. The constraints are as the following: the number of destination nodes of the network is not greater than 32, the attenuation of communication between nodes is not greater than 130dB, the number of communication hops between necessary network nodes is not greater than 6.

As compared with the performance of this algorithm, the simulation also implements GLiD algorithms proposed by Zhang Chisheng, etc. and violent search algorithm which can get optimal solutions; the results are shown in Figure 1. Among them, the square node represents the necessary network nodes; curve represents the vector path; circular nodes represent vector waypoint that the algorithm finally selects to FM radio network; connections between the nodes represent that the network link can be connected. As can be seen, under the input conditions and constraints, GLiD vector algorithm requires five additional waypoints to connect the entire network. However, the proposed approximation algorithm for hierarchical multi-objective optimization algorithm and violent search are the same, we only need to add four vectors waypoint to connect all the necessary network nodes, and both planned network topology is the same.

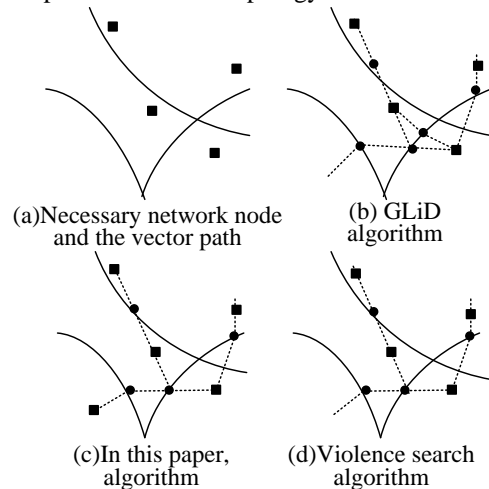


Figure 1. Comparison of different simulation algorithms

In order to validate the correctness of the algorithm when the input conditions change, we need to maintain the constraints and necessary number of network nodes, but randomly change the position of necessary network nodes, the statistical results of the average after the proposed algorithm and GLiD runs 50 times is expressed in Table 1. Among them, the average traffic hops and communication attenuation means the average values between required network nodes.

Table 1. The statistical results under different input conditions

algorithm	The number of nodes	Average hop count of communication	Average communication loss /Db



In this paper, algorithm	8.96	3.3	127.947
GLiD algorithm	9.5	3.37	127.968

As can be seen from Table 1, when the position of the necessary network nodes randomly changes, compared with the relative GLiD algorithms, the algorithm's number of planned network nodes is less, the average number of hops and the average communication traffic attenuation is smaller, namely that the cost is lower and the network reliability and communication quality are better. For the quantitative study of the number of target network nodes, the average number of communications hops between necessary network nodes, and the average performance of communication attenuation of the proposed algorithm when the constraint conditions change, the paper conducts simulation about different situations of maximum communication attenuation between nodes, the results are shown in Figure 2 to Figure 4:

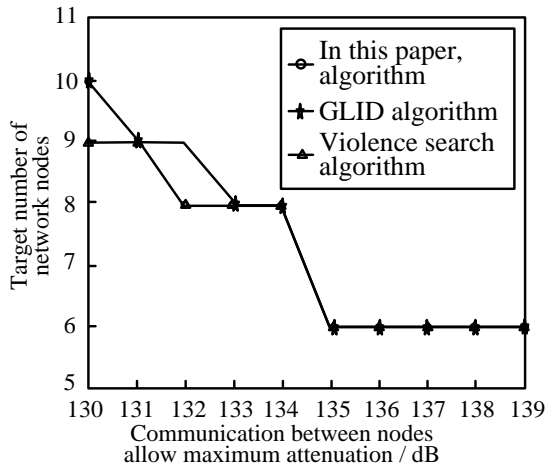


Figure 2. The number of network nodes under different constraints

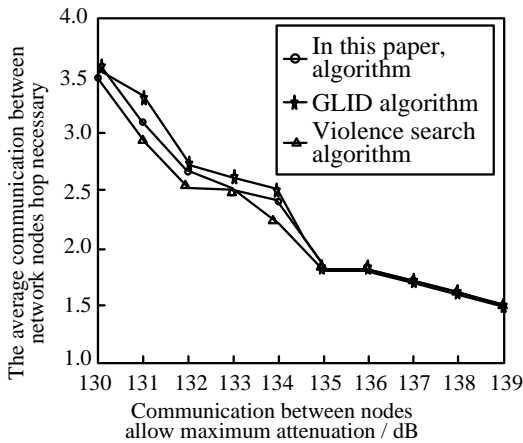


Figure 3. The average number of communication hops under different constraints

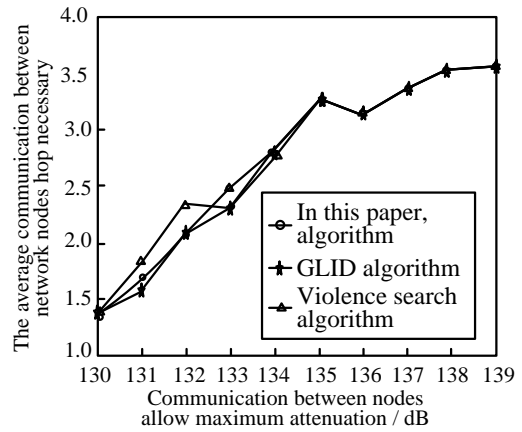


Figure4. The average communication attenuation under different constraints

As can be seen from the simulation results, the proposed approximation algorithm for hierarchical multi-objective optimization of network planning are significantly better than the LiD algorithms in terms of cost, reliability, communication quality and performance, and the performance of all aspects is similar or even identical to the optimal solution of violent search.

### 5. Conclusion

This paper studies how to increase certain mobile nodes as a relay node to constitute the optimal FM wireless network based on certain given necessary network nodes. To achieve the balance between network construction cost, reliability and quality of communication, we design a hierarchical optimization model and under the model define the objective function of FM radio network planning. To solve the model, we propose a hierarchical multi-objective optimization approximation algorithm, which combines advantages of the greedy algorithm and dynamic programming, and it can achieve the approximate optimal solution which satisfies the constraints according to the priority level of the objective function. In addition, the article also analyzes the time complexity of the algorithm, and compares the algorithm with other wireless network planning algorithm on simulation. Simulation results show that the algorithm can find the solution which is similar or even equal to the optimal solution, and the planned network is much better than GLiD algorithms in terms of cost, reliability, and communication quality.

### References

- [1] Kasman Suhairi, Ford Lumban Gaol, The Measurement of Optimization Performance of Managed Service Division with ITIL Framework using Statistical Process Control. Journal of Networks, Vol 8, No 3 (2013), 518-529.
- [2] Guang Yan, Zhu Yue-Fei, Gu Chun-Xiang, Fei Jin-long, He Xin-Zheng, A Framework for Automated Security Proof and its

- 
- Application to OAEP. *Journal of Networks*, Vol 8, No 3 (2013), 552-558.
- [3] Muhammad J. Mirza, Nadeem Anjum. Association of Moving Objects Across Visual Sensor Networks. *Journal of Multimedia*, Vol 7, No 1 (2012), 2-8.
- [4] Muhammad J. Mirza, Nadeem Anjum. Association of Moving Objects across Visual Sensor Networks. *Journal of Multimedia*, Vol 7, No 1 (2012), 2-8.
- [5] Zhao Liangduan, Zhiyong Yuan, Xiangyun Liao, Weixin Si, Jianhui Zhao. 3D Tracking and Positioning of Surgical Instruments in Virtual Surgery Simulation. *Journal of Multimedia*, Vol 6, No 6 (2011), 502-509.
- [6] S. H. Tang, M. C. Chen, Y. S. Sun, et al. A spectral efficient and fair user-centric spectrum allocation approach for downlink transmissions. *IEEE., Globecom.*, 2011:1-6.
- [7] C. Xu, J.H. Lu, Y. Zhen. "An Experiment and analysis for a Boiler Combustion Optimization on Efficiency and NOx Emissions," *Boiler Technology*, Vol.37, No5, pp. 69-74, Oct. 2006.
- [8] L.G. Liang, Y. Meng, S.L. Wu. "Operation optimization for retrofitted 1025 t/h boiler and experimental study on its NOx emission," *Thermal Power Generation*, Vol.42, No.1, pp. 63-66, Jan. 2013.